

### **Checklist of our goals for the end of 4K:**

1. Be able to count up to 20 without any mistakes.
2. Be able to identify numbers 0-10.
3. Be able to identify all uppercase letters.
4. Write name legibly -  
Can be in all uppercase letters  
Small enough to fit it at the top of paper

If you or your child become frustrated or overwhelmed with any of these activities, please e-mail your child's teacher so they can be of assistance to you through this process.

### **Weekly themes in May:**

April 27-30: Uppercase/Lowercase Match-up

May 4-7: Flowers and Plants

May 11-14: 3 Little Pigs

May 18-21: Science Fun!

May 26-28: Outdoor Summer Fun

These are the themes you will receive in your e-mail each Monday.

\*Please complete weekly homework sheets.

\*There are 5 worksheets to practice cutting. Please work on one page each week.

\*Please practice writing your name at least one time per day.

\*Take time each day to enjoy reading books together. Talk about the characters in the story and recall what happened at the beginning and the end. You can also talk about the title, author, and illustrator in the book.




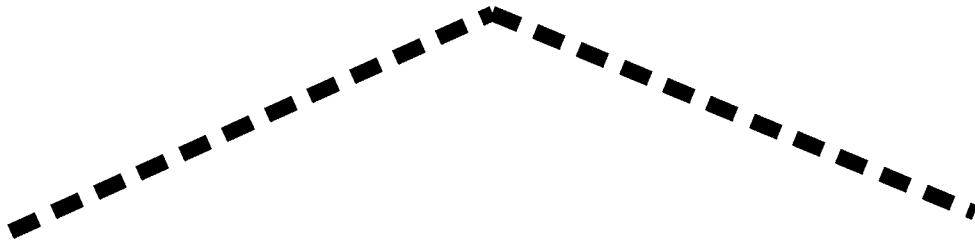

NAME: \_\_\_\_\_




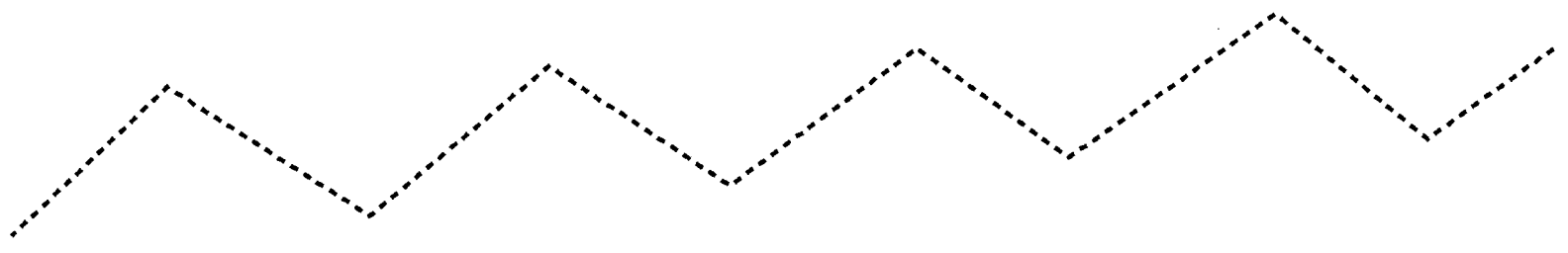
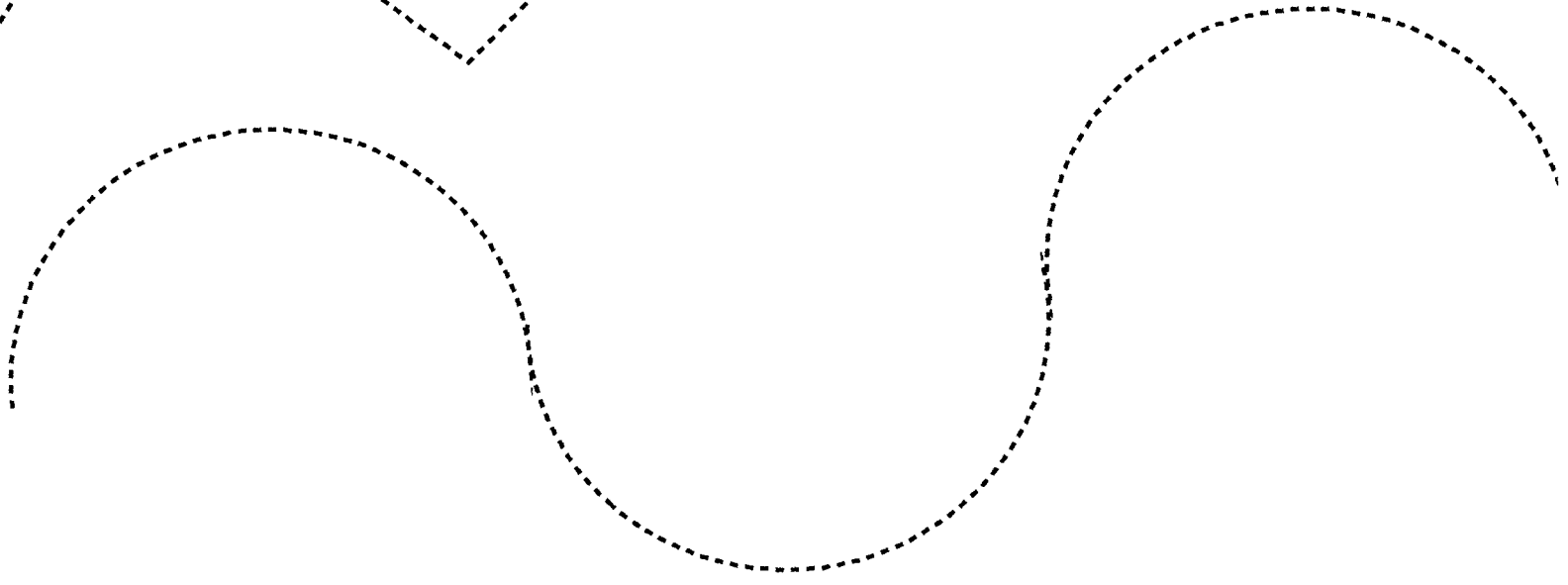
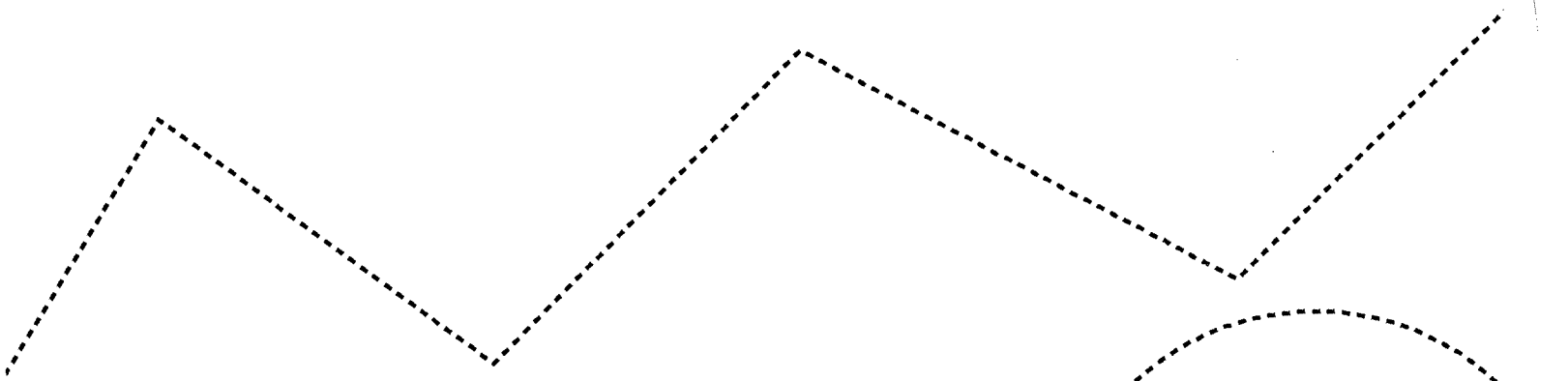
- DIRECTIONS: 1. Cut the numbers on the bottom of page.  
2. Put them in order  
3. Glue them in the box underneath the correct order.

1	2	3	4	5	6	7	8	9	10

3	5	8	4	6	9	7	2	10	1
---	---	---	---	---	---	---	---	----	---










# Cutting Practice





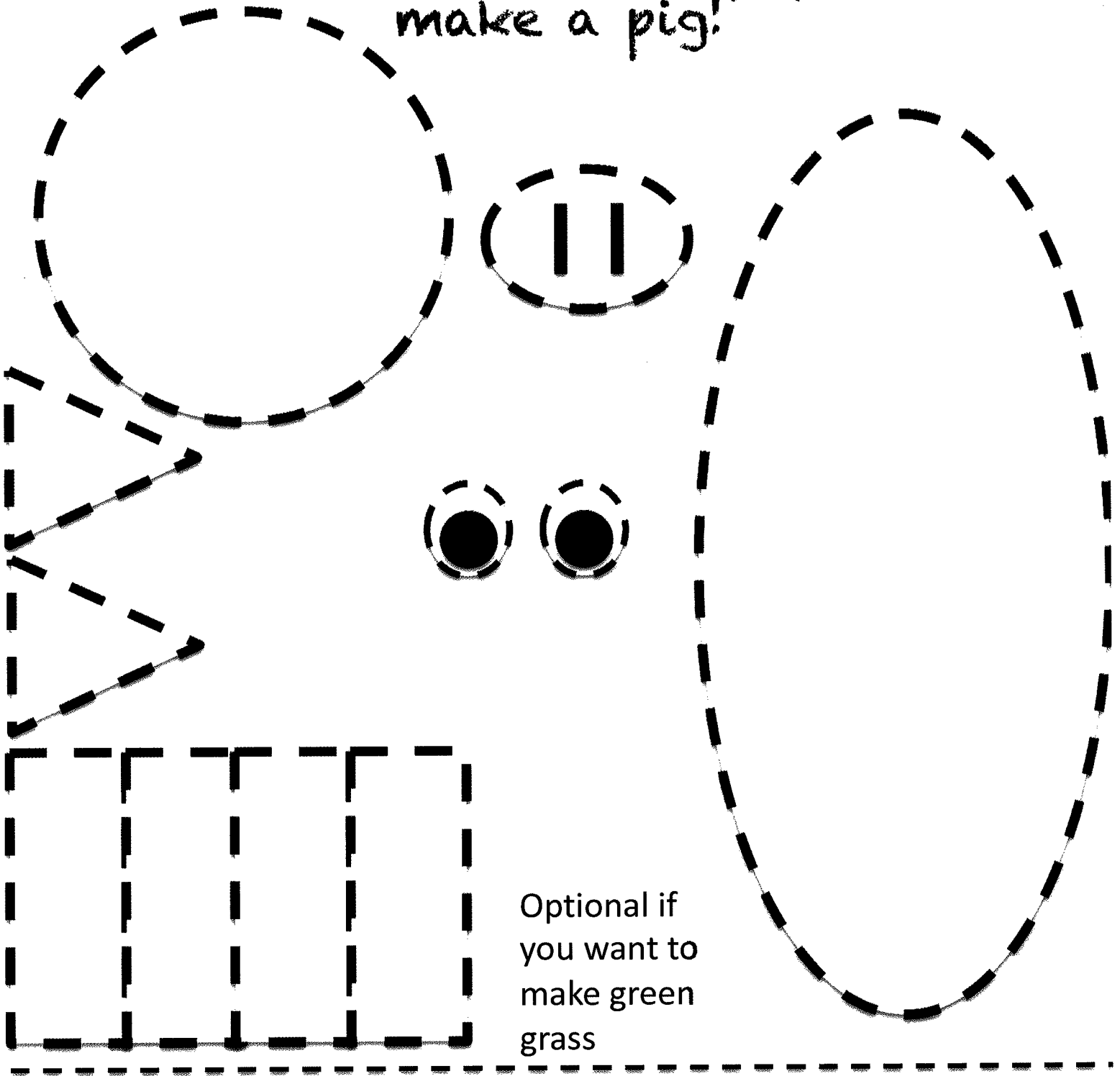
Trace & Cut Practice

Cut out the side shapes. Glue the shapes in the center circle to create a face



**Create a Face**


Cut on the dotted line and glue  
to a sheet of clean paper to  
make a pig!



Optional if  
you want to  
make green  
grass

# On Track To KINDERGARTEN

Question of the Week:  
What's your Mom's name?




## May - Week 1

Learn and recite  
**THERE WAS A LITTLE TURTLE.**

Tell 3 things about a:

- Rabbit     Turtle
- Duck       Frog



Play **MOTHER MAY I?**

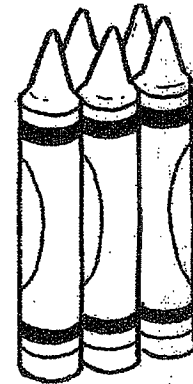
Have your child stand 15 feet away. Child says, "Mother may I take 3 giant steps?" Adult answers, "Yes, you may." Child does it. OR Adult says, "No, you may not. Take 4 hops." Child does that. Continue with different moves.

When your child gets to you, give each other a big HUG!



Have  
someone  
read  
to you.

Draw and  
color a  
picture of  
your  
Mom.




Child's Name \_\_\_\_\_

Parent's Name \_\_\_\_\_

**Building Blocks**

[www.bbblocksonline.com](http://www.bbblocksonline.com)




my mom



# On Track To KINDERGARTEN

**Question of the Week:**  
How many wheels does your bike have?  
\_\_\_\_\_




## May - Week 2


Chant FIVE LITTLE DUCKS.

<p>Point to and name each number on your telephone. Practice saying your phone number with your Mom and/or Dad.</p> 	<p>Kick a ball around your yard.</p> 	<p>Have someone read to you.</p>  <p><b>BONUS GAME</b> BUTTERFLY SEARCH</p>	<p>Fill spray bottles with water and spray them outside.</p> 
--	---	---	---

Child's Name \_\_\_\_\_ Parent's Name \_\_\_\_\_



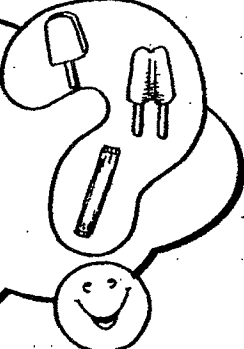
**Block On Blocks**  
www.bbblocksonline.com



**BUTTERFLY SEARCH** Look at the Spring picture. Find and color all the butterflies.

# On Track To KINDERGARTEN

**Question of the Week:**  
What's your favorite kind of popsicle?  
\_\_\_\_\_




## May - Week 3


Learn and recite **TWO LITTLE BLACKBIRDS**.

Name 2 animals that:


- \_ Swim
- \_ Fly
- \_ Hop
- \_ Run



Have someone roll a ball to you and you kick it back. Keep playing.






Have Mom or Dad draw around your body with chalk while you lie on the sidewalk. You can add your eyes, nose, mouth, hair, ears, clothes, etc.



**BONUS GAME**  
WHAT'S MISSING?

Child's Name \_\_\_\_\_ Parent's Name \_\_\_\_\_






**WHAT'S MISSING?** Look at the warm weather pictures and tell someone what's missing in each one.

# On Track To KINDERGARTEN

Question of the Week:

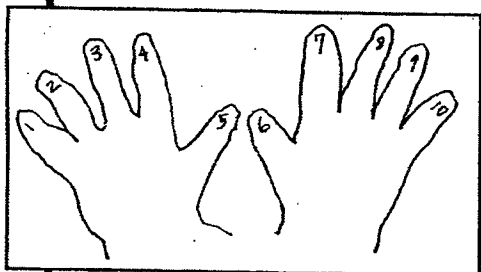
How many people live in your house?





## May - Week 4

Learn and recite 5 LITTLE CHICKADEES.

Trace around both of your hands. Then you or your Mom/Dad write a number on each finger/ thumb.




Jump over all the cracks in your sidewalk or driveway.



**BONUS GAME**

HELP THE BABY DUCKS FIND THEIR MOTHER




Draw and color a picture of a tree by your house.

Child's Name \_\_\_\_\_

Parent's Name \_\_\_\_\_

**Building Blocks**

[www.bblocksonline.com](http://www.bblocksonline.com)



START

**HELP THE BABY DUCKS FIND THEIR MOTHER** Use your pointer finger and find the path from the baby ducks to their mother. Play again. Is there another path to Mother Duck? Say "hi" to all the animal friends along the way.