

Early Years

WORKING TOGETHER FOR A GREAT START

April 2020



West Salem Elementary School
4K Program

KID BITS

Where on the map?

Encourage your youngster to explore geography with this idea. Go for a walk, then let her create a 3-D “map” of your neighborhood using toys and craft supplies. She might lay down strips of tape for streets and add tissue box houses and aluminum foil ponds and streams.

Tell the truth

If you suspect your child is being dishonest, try giving him a chance to correct himself. Say he claims he washed his hands but you didn't hear the water running. You could say, “Why don't you go back and make sure they're clean? Then you can show me what a good job you did.”

Share your job

Does your youngster know what you do at work? Take on-the-job selfies to show her! You could also share your work by bringing home a flyer you designed or paint samples from your store's hardware department. *Note:* If possible, arrange to take her to work with you for Take Our Daughters and Sons to Work Day (April 23).


Worth quoting

“Smile, and others will smile back.”
Jean Baudrillard

Just for fun

Q: When is a sheepdog most likely to go into a house?

A: When the door is open.



Caring for our planet

On April 22, the world celebrates Earth Day. But every day is a good day for your little one to help take care of the planet! Consider these tips for teaching your youngster responsibility with the “three Rs”: reduce, reuse, and recycle.

Reduce

Invite your child to join you in the kitchen, and let him help you think of ways to cut down on waste. You might suggest drying hands with a dish towel rather than a paper towel. And he could use fabric paint to decorate cloth bags for grocery shopping so you won't need plastic or paper bags.

Reuse

Before you throw away that cream cheese tub, brainstorm with your youngster new ways to use it. It might become a flower planter or a home for stray Legos. An empty pickle jar could hold his markers or colored pencils. Soon, he'll see possibilities in everything—and think twice before throwing something out!



Recycle


Help your little one learn local recycling rules. Visit a recycling center together, or call to ask what they accept. You may even be able to take a tour so your child sees what happens to the things you recycle. Then, have him make a poster to remind family members what to toss in the bin. Ask him to draw and label items that are allowed and tape his sign to your recycling bin.♥

Play with shapes

“There are squares on the tablecloth.” “That drum is a cylinder.” Your child can practice recognizing flat and solid (3-D) shapes with these suggestions.

● **Make pictures.** Help your youngster draw and cut out triangles, circles, and squares from construction paper. Then, she could glue them on paper to make pictures. Let her tell you about her artwork. (“This tent is a triangle. The windows are squares.”)

● **Create a display.** How many cubes can your child find around the house? Pick objects that are solid geometric shapes, such as a die (cube), drinking glass (cylinder), or soccer ball (sphere). Encourage her to gather more items with the same shape and display and label them.♥



Learn from nonfiction

Nonfiction picture books let your little one discover her world in ways she'll understand. Try these ideas for helping her learn from nonfiction.

Combine books with play. Read a library book about skyscrapers or famous landmarks, then place it near your child's block bin. Look for books about animals she knows from



her stuffed versions, such as sloths or penguins. She will make connections between her play and the books. Maybe she'll build the Eiffel Tower out of blocks or make her penguin waddle like real penguins do.


Compare fact with fiction. Get a nonfiction book and a related fiction book. For example, read a fact book about hot-air balloons and a story about a trip in a hot-air balloon. Talk about how the books are similar and different. What story events and details are realistic based on facts your youngster learned in the nonfiction book? She might say that a hot-air balloon does have a basket for people to ride in—but that you can't travel around the world in a day like the family in the book did.♥

PARENT TO PARENT

Looking ahead to kindergarten

I recently had a spring conference with my son's preschool teacher. Since Caleb doesn't know all of his letters and numbers yet, I asked Mrs. Ryan if he was ready for kindergarten. Her answer: "Absolutely!"

The teacher explained that while the class has been learning ABCs and 123s, students spend more time on getting along with others, listening and following directions, and expressing feelings. Starting kindergarten with those skills will allow Caleb to focus on things like reading and math.



She also gave us suggestions for working on letters and numbers at home. Following her advice, I got out Scrabble tiles for Caleb to play with. Now he enjoys sorting them by letter and finding the letters in his name. He also likes it when I ask him to count things. When we take walks, for example, I'll ask him to count how many dogs or motorcycles he sees.♥

ACTIVITY CORNER

My mud kitchen

Playing in the mud lets your child explore science and math while using his imagination. Head outdoors together, and try these activities.

Materials: beach bucket or old mixing bowl, wooden spoon, measuring cups and spoons, baking sheet, spatula



Encourage your child to mix soil and water. What happens? He made mud! Let him experiment with different amounts of soil and water. He could use measuring cups and tweak his "recipe" until he finds the consistency he likes.

Now it's time for your little chef to "cook." He might put mud on a baking sheet and mold it into cookies or pretzels, then flip them with a spatula. Or maybe he'll make mud soup. Have him search for creative "ingredients" to stir into mud, like rocks for potatoes, twigs for carrots, and leaves for spinach. *Idea:* Add writing practice by helping him write recipes for his creations.♥

Q & A Time-out alternatives

Q: Time-outs don't seem to make a difference in my daughter's behavior. What else can I do when she acts out?

A: While a time-out might stop misbehavior in the moment, it may not teach your child how to behave better in the future.

The next time your daughter acts out, explain what she did wrong and remove her

from the situation. Say she repeatedly tries to cut in line at the slide. You could say, "You need to wait your turn." Then, have her find somewhere else to play, such as on the swings or monkey bars.

Let your child know you notice what she does well, too. ("You remembered to use your words.") Pointing out what she does right will motivate her to repeat the behavior.♥



OUR PURPOSE

To provide busy parents with practical ways to promote school readiness, parent involvement, and more effective parenting.


Resources for Educators,
a division of CCH Incorporated

128 N. Royal Avenue • Front Royal, VA 22630
800-394-5052 • rfeustomer@wolterskluwer.com
www.rfeonline.com

ISSN 1540-5567

On Track To KINDERGARTEN

Question of the Week:
What's your Mom's name?




May - Week 1

Learn and recite
THERE WAS A LITTLE TURTLE.

Tell 3 things about a:


- Rabbit
- Turtle
- Duck
- Frog



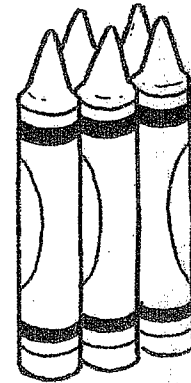
Play MOTHER MAY I?

Have your child stand 15 feet away. Child says, "Mother may I take 3 giant steps?" Adult answers, "Yes, you may." Child does it. OR Adult says, "No, you may not. Take 4 hops." Child does that. Continue with different moves.

When your child gets to you, give each other a big HUG!



Draw and color a picture of your Mom.



Child's Name _____


Parent's Name _____

Building Blocks

www.bblocksonline.com

On Track To KINDERGARTEN

Question of the Week:
How many wheels does your bike have?




May - Week 2

Chant FIVE LITTLE DUCKS.

<p>Point to and name each number on your telephone. Practice saying your phone number with your Mom and/or Dad.</p> 	<p>Kick a ball around your yard.</p> 	<p>Have someone read to you.</p> 	<p>Fill spray bottles with water and spray them outside.</p> 
--------------------------------------------------------------------------------------------------------------------------------------------------------------------------------------------------------	-------------------------------------------------------------------------------------------------------------------------	-----------------------------------------------------------------------------------------------------------------------	---------------------------------------------------------------------------------------------------------------------------------------------------

BONUS GAME
BUTTERFLY SEARCH

Child's Name _____ Parent's Name _____




Building Blocks
www.bblocksonline.com



WHAT'S WRONG? Look carefully at the Spring picture and find all the things that are wrong.

On Track To KINDERGARTEN

Question of the Week:
What color flower do you like best?



April - Week 3

♪ Sing RAIN, RAIN GO AWAY ♪

Play WHAT'S MISSING?

Put several objects on a table. Have your child cover her eyes. Take one object away. Uncover her eyes.

WHAT'S MISSING?


Play until all the objects are gone.




Gallop all around your yard or up and down your sidewalk.



Have someone read to you.



Draw and color a picture of spring flowers.



Child's Name _____

Parent's Name _____


BLUETONG BOPICKS

spring flowers



On Track To KINDERGARTEN

Question of the Week:
Have you ever flown in an airplane?
__ Yes __ No



April - Week 4

♪ Sing OLD McDONALD. ♪


Show how you look when you feel:

- Sad
- Happy
- Angry
- Afraid
- Sleepy
- Surprised
- Worried




Visit a playground. Did you go on the:

- Monkey bars?
- Swings?
- Slide?




Have someone read to you.



Draw a picture of a rainy day. Tell another person about it.


Child's Name _____

Parent's Name _____



Building Blocks

www.bblocksonline.com



a rainy day

